


## A Telehealth Solution for OSU Institute of Technology

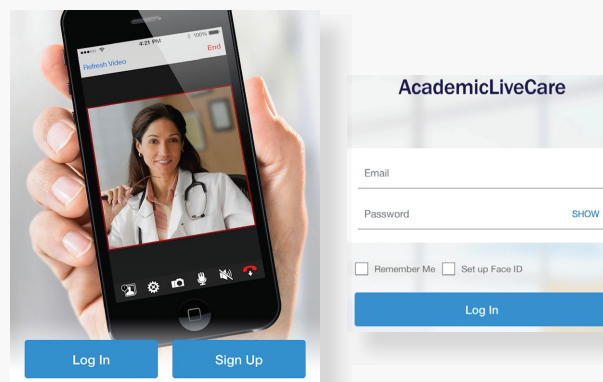
SERVICE KEY  
ALC

COUPON CODE  
OSUIT

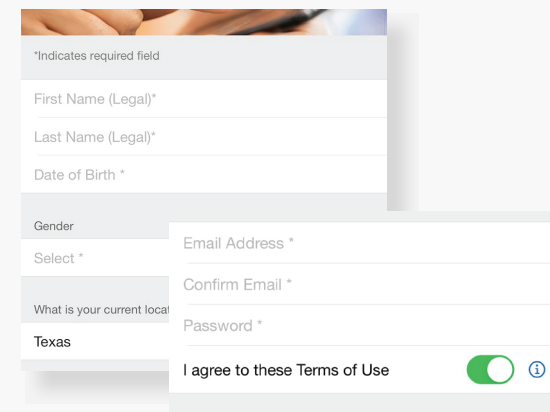
### How to Sign Up



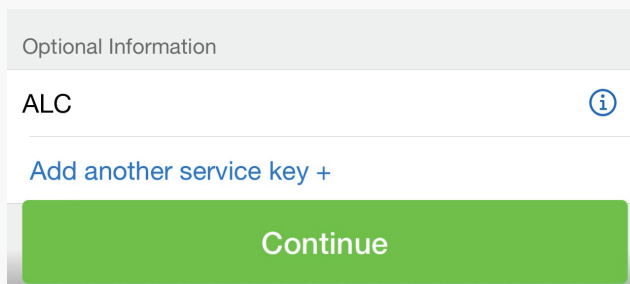
1 Download the AcademicLiveCare app on your mobile device. It is available on the AppStore and GooglePlay.




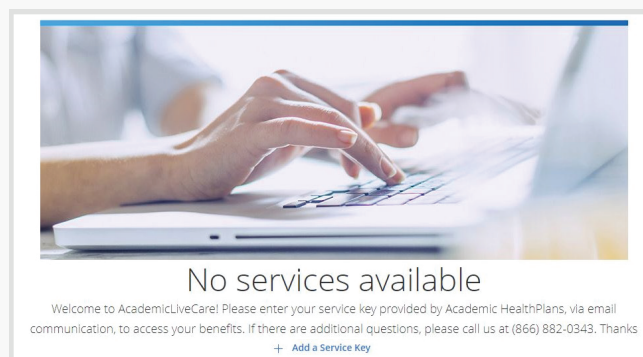
2 Sign Up for AcademicLiveCare using your school email address or Log In if you already have an account.



3 Complete your profile and agree to the Terms of Use.




4 When prompted to enter a Service Key, enter ALC and press 'Continue'. The service key unlocks all AcademicLiveCare services available to you. When a service key is not entered, an error message will appear after sign-up is complete. If you see this message, click [Add a Service Key](#) and enter ALC.



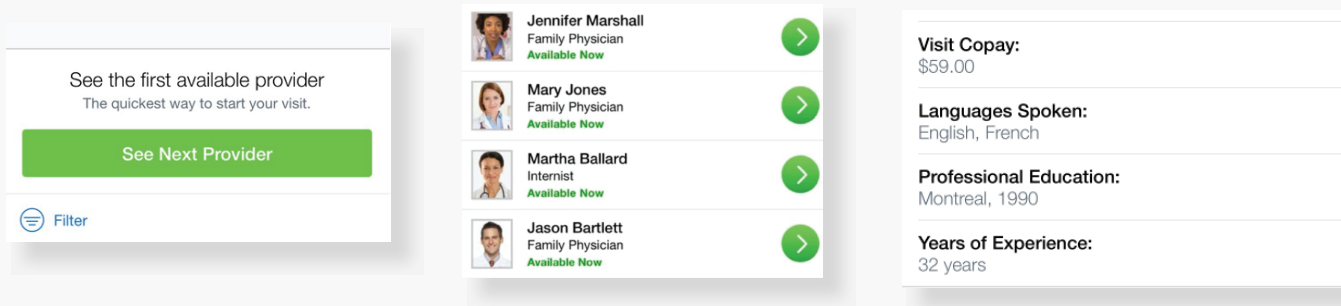
5 Now that your account has been created, you're ready to Get Care!

# How to Get Care

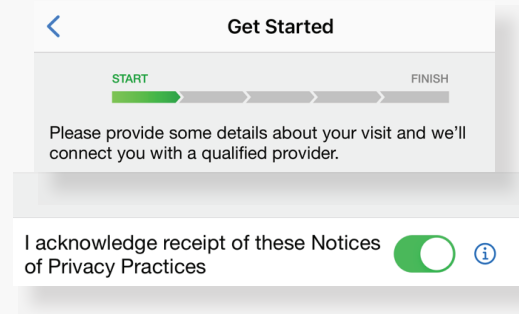
Your [Home Page](#) will reflect all services available to you. Select the care applicable to your needs.



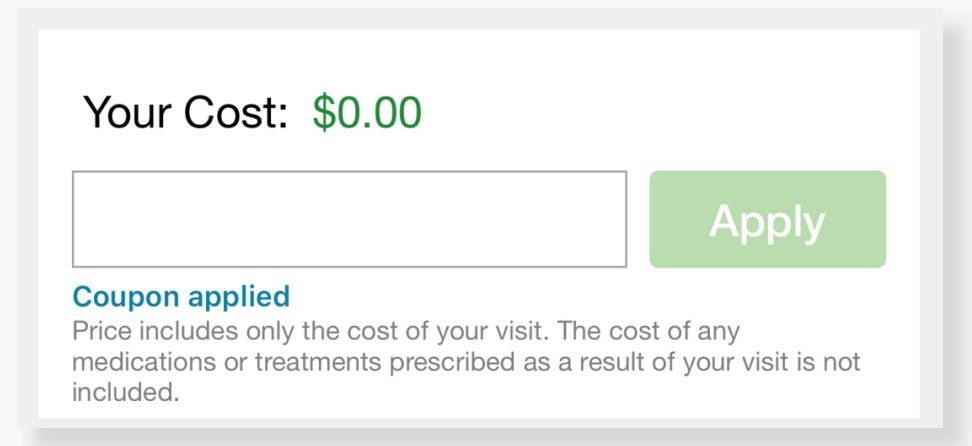
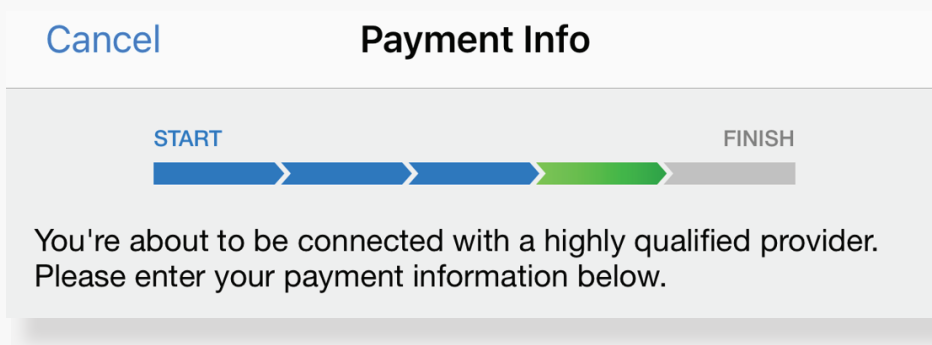
For [Medical/Urgent Care](#), see the first available provider or find a specific provider by using the search and filters tools. Once a provider is selected, the cost of the visit will be shown, however this amount will be made \$0.00 once your [Coupon Code](#) is applied.



Provide details about your visit and acknowledge that you have read the Notice of Privacy Practices.

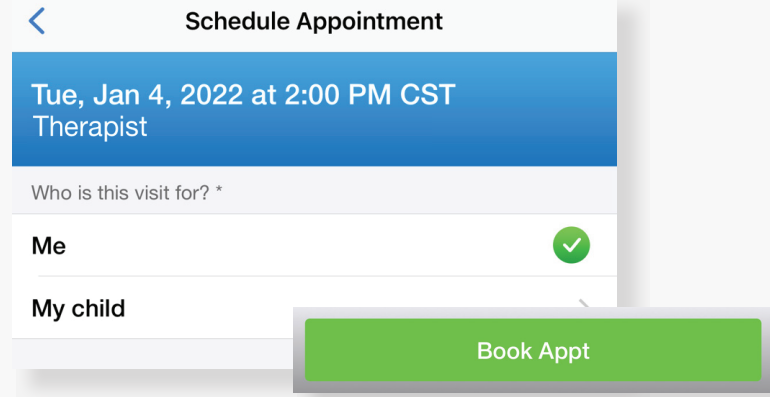
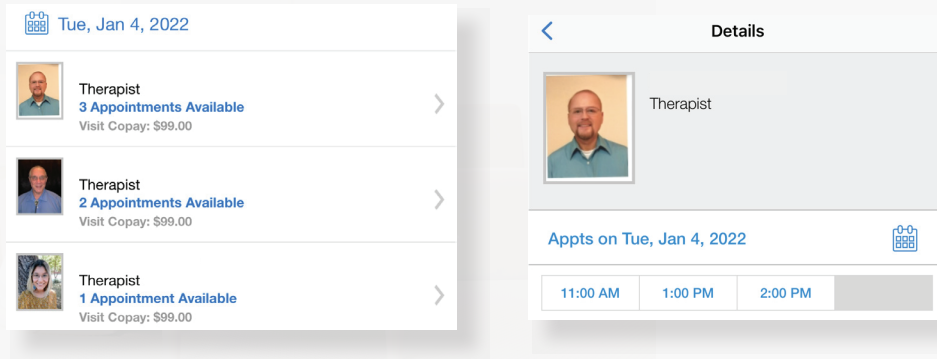


On the payment screen, enter [Coupon Code OSUIT](#) and click 'Apply' to make the cost of your visit free. Click 'Start Visit' to be connected to the provider.



# How to Schedule an Appointment

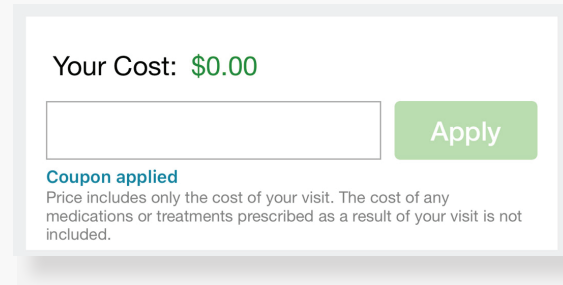
For [all other care](#), schedule a virtual visit by selecting a provider to see a list of available appointment times. Or, find a specific provider by using the search and filter tools.



Review your appointment details and click [Book Appt](#) to confirm your visit.

At the time of your appointment, right before you are connected to the provider, you will be asked to provide details about your visit.

Enter your [Coupon Code OSUIT](#) and click 'Apply' to make the cost of your visit free.



Now, it's time for your appointment!

- Your provider will thoroughly review your intake form before starting your visit.
- While you wait, a brief overview will play, easing you into the care environment, making you feel right at home with telehealth.
- Your provider will take progress notes during your visit and wrap up your visit details once your visit has ended.
- A visit summary will be sent to you via a secure message, accessible any time via the secure inbox, located right on your dashboard.

